

## Magnetic level gauge NA7-52

Version flange / ventilation cone

### Application and function

The magnetic level gauge is an indirect level gauge. The boiler level is transmitted analogously 1:1 to the indicating ledge via the float. The product corresponds to the PED directive 97/23/EEC and has the CE mark no. 0035 of the notified body. Applied rules as per TRD/AD2000 or ASME Boilers.

### Technical basic equipment

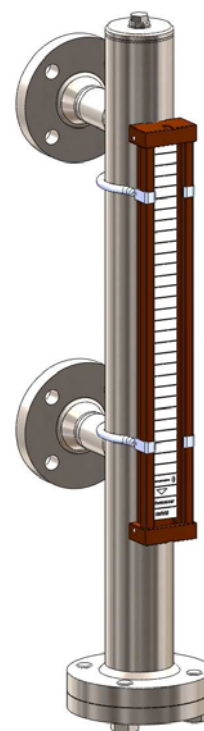
- Fluid side stainless steel (1.4571; SA312 Gr. TP316L)
- Indicating ledge AL\_-G (D-06-D-16311-0)
- Drain plug
- Ventilation plug

### Available (optional) versions

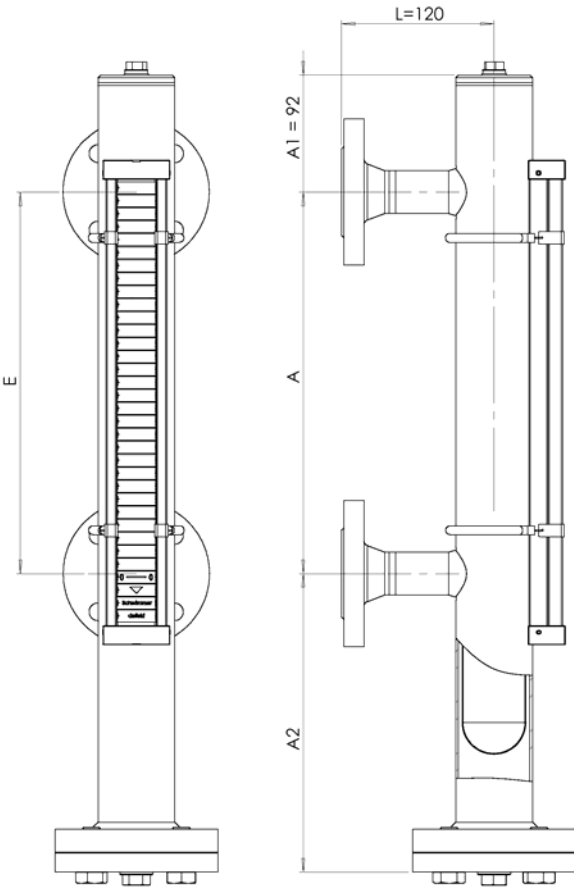
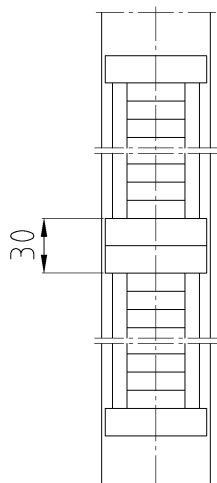
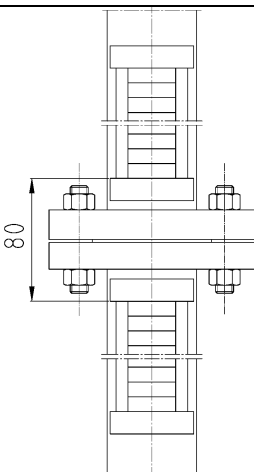
- Drain valve AV 500, AV520 (other drain valve on request)
- Magnetic switch type M510-1-60 (D-06-D-16312-0) for signaling
- Primary element type MRK (D-06-D-16313-0) with integrated R/I-converter, output 4-20 mA
- Light band indicator for remote level indication

### Technical data

Allowable pressure	PS	[bar]	32	50
Allowable temperature	TS	[° C]	239	265
Drain valve	Type		AV500	AV520
	Data sheet		D-09-D-16358-0	



- The indication ledge can be arranged in any position outside the areas of the connection studs.
- To indicate a range > 2,6 m it is necessary to use 2 or more superposed indicating ledges.
- For level gauges longer than 6 m, the unit will be delivered in divided version with intermediate flange.

NA7-52 with ventilation cone- and drain plug		Measuring range > 2,6 m
		
		<b>Measuring range &gt; 6 m</b> 
Process connection		
Welding end	Socket welding	with drain valve
